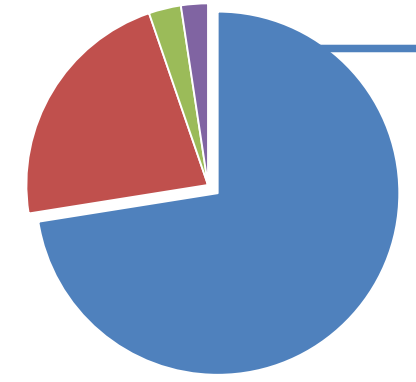
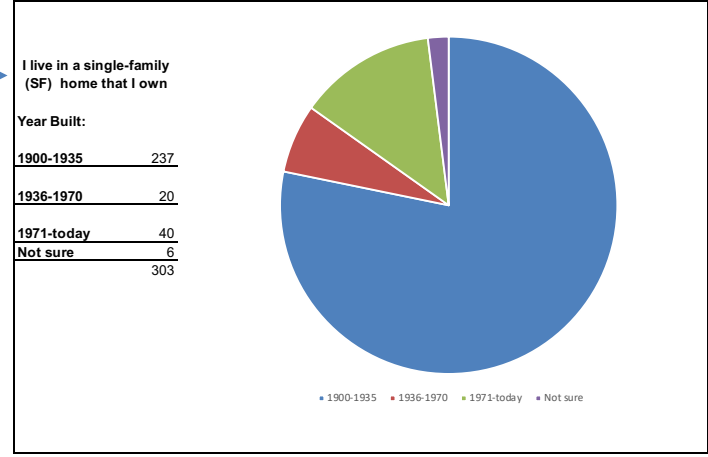


What best represents your relationship to Ansley Park

I live in a single-family home that I own	72.49%	303
I live in part of a multi-dwelling that I own	22.25%	93
I live in a dwelling that I rent	2.87%	12
I own property that I rent to someone else	2.39%	10
		418



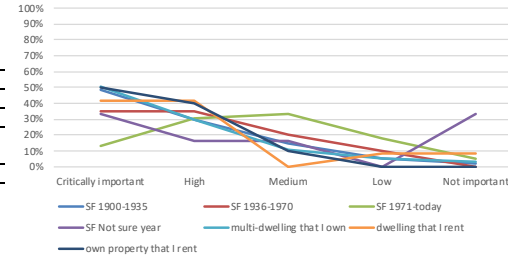
■ I live in a single-family home that I own
 ■ I live in part of a multi-dwelling that I own
 ■ I live in a dwelling that I rent
 ■ I own property that I rent to someone else



How important is it for Ansley Park to do the following things?

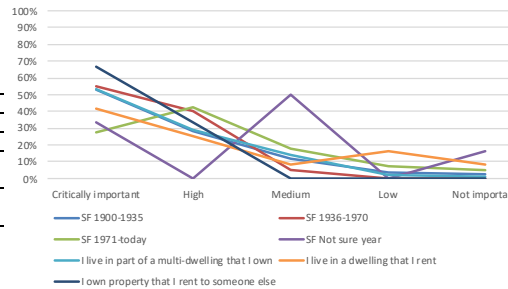
Preserve its historic homes and buildings

	Critically important	High	Medium	Low	Not important	Total
SF 1900-1935	48.52% (115)	29.54% (70)	14.77% (35)	5.06% (12)	2.11% (5)	237
SF 1936-1970	35.00% (7)	35.00% (7)	20.00% (4)	10.00% (2)	0.00% (0)	20
SF 1971-today	12.82% (5)	30.77% (12)	33.33% (13)	17.95% (7)	5.13% (2)	39
SF Not sure year	33.33% (2)	16.67% (1)	16.67% (1)	0.00% (0)	33.33% (2)	6
multi-dwelling that I own	50.54% (47)	30.11% (28)	10.75% (10)	5.38% (5)	3.23% (3)	93
dwelling that I rent	41.67% (5)	41.67% (5)	0.00% (0)	8.33% (1)	8.33% (1)	12
own property that I rent	50.00% (5)	40.00% (4)	10.00% (1)	0.00% (0)	0.00% (0)	10



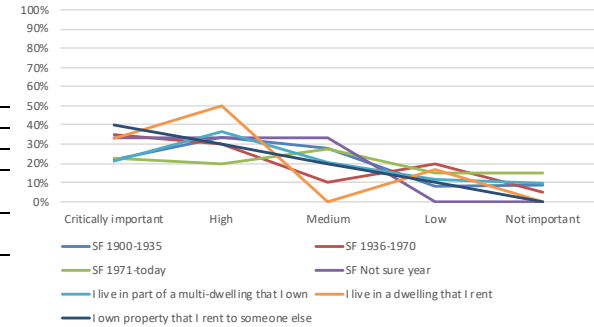
Advocate for quality design standards in new development

	Critically important	High	Medium	Low	Not important	Total
SF 1900-1935	52.99% (124)	28.63% (67)	11.97% (28)	3.85% (9)	2.56% (6)	234
SF 1936-1970	55.00% (11)	40.00% (8)	5.00% (1)	0.00% (0)	0.00% (0)	20
SF 1971-today	27.50% (11)	42.50% (17)	17.50% (7)	7.50% (3)	5.00% (2)	40
SF Not sure year	33.33% (2)	0.00% (0)	50.00% (3)	0.00% (0)	16.67% (1)	6
I live in part of a multi-dwelling that I own	53.26% (49)	29.35% (27)	14.13% (13)	2.17% (2)	1.09% (1)	92
I live in a dwelling that I rent	41.67% (5)	25.00% (3)	8.33% (1)	16.67% (2)	8.33% (1)	12
I own property that I rent to someone else	66.67% (6)	33.33% (3)	0.00% (0)	0.00% (0)	0.00% (0)	9



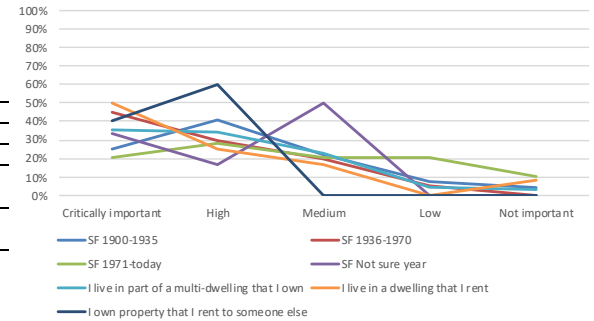
Encourage a diverse mix of ages, races and incomes

	Critically important		High		Medium		Low		Not important		Total
SF 1900-1935	21.70%	51	33.62%	79	28.09%	66	8.09%	19	8.51%	20	235
SF 1936-1970	35.00%	7	30.00%	6	10.00%	2	20.00%	4	5.00%	1	20
SF 1971-today	22.50%	9	20.00%	8	27.50%	11	15.00%	6	15.00%	6	40
SF Not sure year	33.33%	2	33.33%	2	33.33%	2	0.00%		0.00%		6
I live in part of a multi-dwelling that I own	21.51%	20	36.56%	34	20.43%	19	11.83%	11	9.68%	9	93
I live in a dwelling that I rent	33.33%	4	50.00%	6	0.00%	0	16.67%	2	0.00%	0	12
I own property that I rent to someone else	40.00%	4	30.00%	3	20.00%	2	10.00%	1	0.00%	0	10



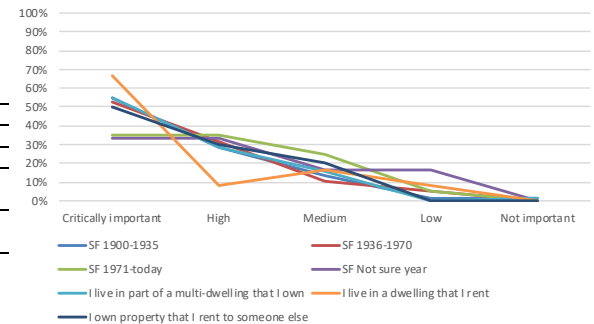
Promote environmentally friendly best practices in new construction

	Critically important		High		Medium		Low		Not important		Total
SF 1900-1935	25.11%	59	40.85%	96	22.13%	52	7.66%	18	4.26%	10	235
SF 1936-1970	45.00%	9	30.00%	6	20.00%	4	5.00%	1	0.00%	0	20
SF 1971-today	20.51%	8	28.21%	11	20.51%	8	20.51%	8	10.26%	4	39
SF Not sure year	33.33%	2	16.67%	1	50.00%	3	0.00%	0	0.00%	0	6
I live in part of a multi-dwelling that I own	35.48%	33	34.41%	32	22.58%	21	4.30%	4	3.23%	3	93
I live in a dwelling that I rent	50.00%	6	25.00%	3	16.67%	2	0.00%	0	8.33%	1	12
I own property that I rent to someone else	40.00%	4	60.00%	6	0.00%	0	0.00%	0	0.00%	0	10



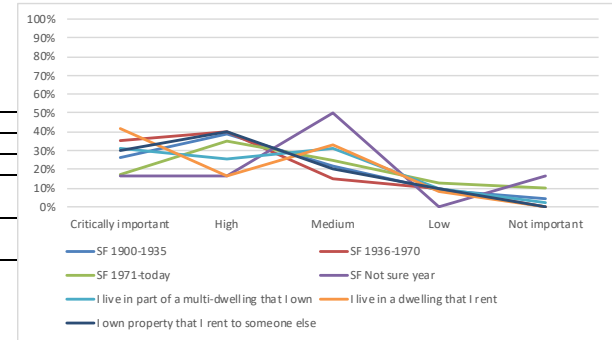
Protect mature trees

	Critically important		High		Medium		Low		Not important		Total
SF 1900-1935	54.70%	128	28.63%	67	13.68%	32	1.28%	3	1.71%	4	234
SF 1936-1970	52.63%	10	31.58%	6	10.53%	2	5.26%	1	0.00%	0	19
SF 1971-today	35.00%	14	35.00%	14	25.00%	10	5.00%	2	0.00%	0	40
SF Not sure year	33.33%	2	33.33%	2	16.67%	1	16.67%	1	0.00%	0	6
I live in part of a multi-dwelling that I own	54.95%	50	28.57%	26	15.38%	14	0.00%	0	1.10%	1	91
I live in a dwelling that I rent	66.67%	8	8.33%	1	16.67%	2	8.33%	1	0.00%	0	12
I own property that I rent to someone else	50.00%	5	30.00%	3	20.00%	2	0.00%	0	0.00%	0	10



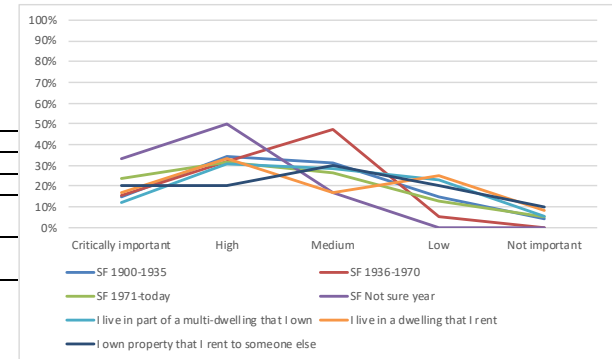
Require a certain number of trees per plat

	Critically important		High		Medium		Low		Not important		Total
	%	Count	%	Count	%	Count	%	Count	%	Count	
SF 1900-1935	25.86%	60	38.79%	90	21.98%	51	9.05%	21	4.31%	10	232
SF 1936-1970	35.00%	7	40.00%	8	15.00%	3	10.00%	2	0.00%	0	20
SF 1971-today	17.50%	7	35.00%	14	25.00%	10	12.50%	5	10.00%	4	40
SF Not sure year	16.67%	1	16.67%	1	50.00%	3	0.00%	0	16.67%	1	6
I live in part of a multi-dwelling that I own	31.11%	28	25.56%	23	31.11%	28	10.00%	9	2.22%	2	90
I live in a dwelling that I rent	41.67%	5	16.67%	2	33.33%	4	8.33%	1	0.00%	0	12
I own property that I rent to someone else	30.00%	3	40.00%	4	20.00%	2	10.00%	1	0.00%	0	10



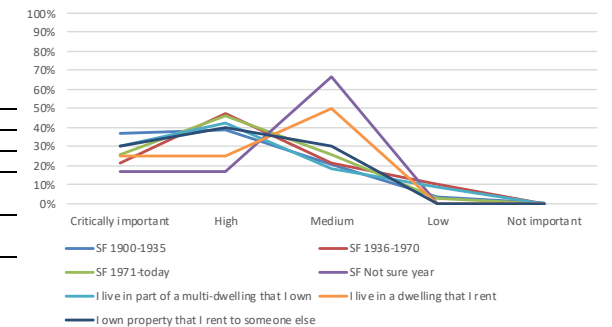
Simplify the renovation approval process for homeowners

	Critically important		High		Medium		Low		Not important		Total
	%	Count	%	Count	%	Count	%	Count	%	Count	
SF 1900-1935	15.02%	35	34.33%	80	31.33%	73	15.02%	35	4.29%	10	233
SF 1936-1970	15.79%	3	31.58%	6	47.37%	9	5.26%	1	0.00%	0	19
SF 1971-today	23.68%	9	31.58%	12	26.32%	10	13.16%	5	5.26%	2	38
SF Not sure year	33.33%	2	50.00%	3	16.67%	1	0.00%	0	0.00%	0	6
I live in part of a multi-dwelling that I own	12.09%	11	30.77%	28	28.57%	26	23.08%	21	5.49%	5	91
I live in a dwelling that I rent	16.67%	2	33.33%	4	16.67%	2	25.00%	3	8.33%	1	12
I own property that I rent to someone else	20.00%	2	20.00%	2	30.00%	3	20.00%	2	10.00%	1	10

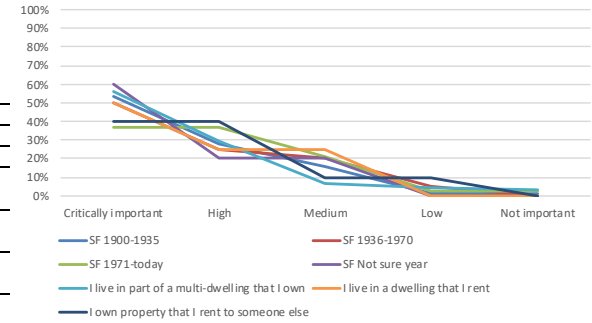


Plan for future development

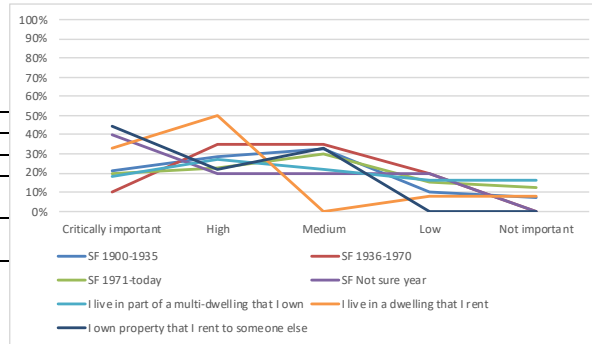
	Critically important		High		Medium		Low		Not important		Total
	%	Count	%	Count	%	Count	%	Count	%	Count	
SF 1900-1935	36.64%	85	38.79%	90	20.69%	48	3.45%	8	0.43%	1	232
SF 1936-1970	21.05%	4	47.37%	9	21.05%	4	10.53%	2	0.00%	0	19
SF 1971-today	25.64%	10	46.15%	18	25.64%	10	2.56%	1	0.00%	0	39
SF Not sure year	16.67%	1	16.67%	1	66.67%	4	0.00%	0	0.00%	0	6
I live in part of a multi-dwelling that I own	30.43%	28	42.39%	39	18.48%	17	8.70%	8	0.00%	0	92
I live in a dwelling that I rent	25.00%	3	25.00%	3	50.00%	6	0.00%	0	0.00%	0	12
I own property that I rent to someone else	30.00%	3	40.00%	4	30.00%	3	0.00%	0	0.00%	0	10



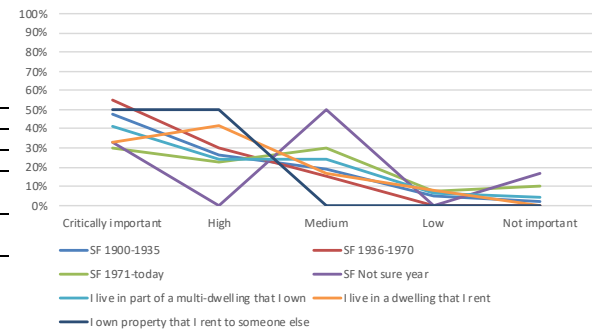
	Maintain the curvilinear streetscape										
	Critically important	High			Medium		Low	Not important		Total	
SF 1900-1935	53.42%	125	27.78%	65	15.81%	37	1.71%	4	1.28%	3	234
SF 1936-1970	50.00%	10	25.00%	5	20.00%	4	5.00%	1	0.00%		20
SF 1971-today	36.84%	14	36.84%	14	21.05%	8	2.63%	1	2.63%	1	38
SF Not sure year	60.00%	3	20.00%	1	20.00%	1	0.00%		0.00%	0	5
I live in part of a multi-dwelling that I own	56.04%	51	29.67%	27	6.59%	6	4.40%	4	3.30%	3	91
I live in a dwelling that I rent	50.00%	6	25.00%	3	25.00%	3	0.00%		0.00%	0	12
I own property that I rent to someone else	40.00%	4	40.00%	4	10.00%	1	10.00%	1	0.00%	0	10



	Encourage alternative modes of transportation (bikes, scooters etc.)										
	Critically important	High			Medium		Low	Not important		Total	
SF 1900-1935	21.46%	50	28.76%	67	32.62%	76	9.87%	23	7.30%	17	233
SF 1936-1970	10.00%	2	35.00%	7	35.00%	7	20.00%	4	0.00%		20
SF 1971-today	20.00%	8	22.50%	9	30.00%	12	15.00%	6	12.50%	5	40
SF Not sure year	40.00%	2	20.00%	1	20.00%	1	20.00%	1	0.00%	0	5
I live in part of a multi-dwelling that I own	18.48%	17	27.17%	25	21.74%	20	16.30%	15	16.30%	15	92
I live in a dwelling that I rent	33.33%	4	50.00%	6	0.00%	0	8.33%	1	8.33%	1	12
I own property that I rent to someone else	44.44%	4	22.22%	2	33.33%	3	0.00%	0	0.00%	0	9

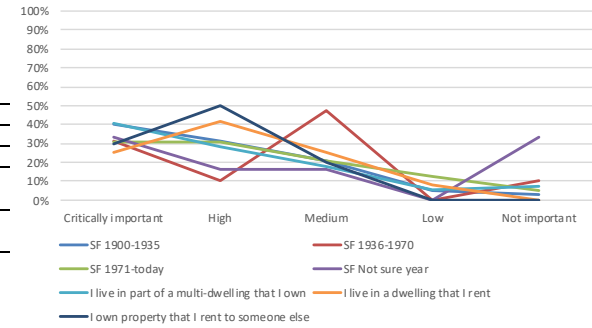


	Establish height restrictions for dwellings										
	Critically important	High			Medium		Low	Not important		Total	
SF 1900-1935	47.64%	111	26.61%	62	18.88%	44	4.72%	11	2.15%	5	233
SF 1936-1970	55.00%	11	30.00%	6	15.00%	3	0.00%		0.00%	0	20
SF 1971-today	30.00%	12	22.50%	9	30.00%	12	7.50%	3	10.00%	4	40
SF Not sure year	33.33%	2	0.00%	0	50.00%	3	0.00%	0	16.67%	1	6
I live in part of a multi-dwelling that I own	41.30%	38	23.91%	22	23.91%	22	6.52%	6	4.35%	4	92
I live in a dwelling that I rent	33.33%	4	41.67%	5	16.67%	2	8.33%	1	0.00%	0	12
I own property that I rent to someone else	50.00%	5	50.00%	5	0.00%	0	0.00%	0	0.00%	0	10



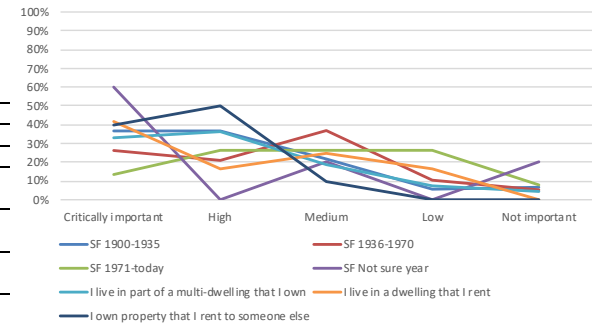
Maintain existing platting, keep lot sizes/ shapes intact

	Critically important		High		Medium		Low		Not important		Total
SF 1900-1935	40.17%	94	31.20%	73	20.51%	48	5.13%	12	2.99%	7	234
SF 1936-1970	31.58%	6	10.53%	2	47.37%	9	0.00%		10.53%	2	19
SF 1971-today	30.77%	12	30.77%	12	20.51%	8	12.82%	5	5.13%	2	39
SF Not sure year	33.33%	2	16.67%	1	16.67%	1	0.00%	0	33.33%	2	6
I live in part of a multi-dwelling that I own	40.66%	37	28.57%	26	17.58%	16	5.49%	5	7.69%	7	91
I live in a dwelling that I rent	25.00%	3	41.67%	5	25.00%	3	8.33%	1	0.00%	0	12
I own property that I rent to someone else	30.00%	3	50.00%	5	20.00%	2	0.00%	0	0.00%	0	10



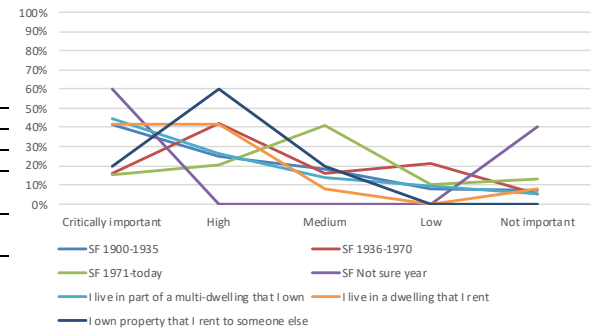
Preserve the front facades of historic homes

	Critically important		High		Medium		Low		Not important		Total
SF 1900-1935	36.64%	85	36.64%	69	21.55%	50	5.60%	13	6.47%	15	232
SF 1936-1970	26.32%	5	21.05%	4	36.84%	7	10.53%	2	5.26%	1	19
SF 1971-today	13.16%	5	26.32%	10	26.32%	10	26.32%	10	7.89%	3	38
SF Not sure year	60.00%	3	0.00%		20.00%	1	0.00%		20.00%	1	5
I live in part of a multi-dwelling that I own	32.97%	30	36.26%	33	18.68%	17	7.69%	7	4.40%	4	91
I live in a dwelling that I rent	41.67%	5	16.67%	2	25.00%	3	16.67%	2	0.00%	0	12
I own property that I rent to someone else	40.00%	4	50.00%	5	10.00%	1	0.00%	0	0.00%	0	10

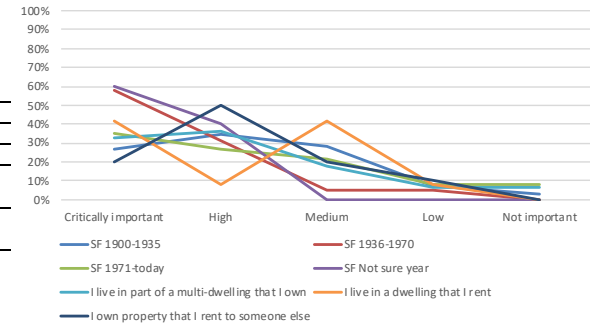


Continue to be recognized on The National Register of Historic Places

	Critically important		High		Medium		Low		Not important		Total
SF 1900-1935	41.45%	97	25.21%	59	18.38%	43	7.69%	18	7.26%	17	234
SF 1936-1970	15.79%	3	42.11%	8	15.79%	3	21.05%	4	5.26%	1	19
SF 1971-today	15.38%	6	20.51%	8	41.03%	16	10.26%	4	12.82%	5	39
SF Not sure year	60.00%	3	0.00%	0	0.00%	0	0.00%	0	40.00%	2	5
I live in part of a multi-dwelling that I own	44.57%	41	26.09%	24	14.13%	13	9.78%	9	5.43%	5	92
I live in a dwelling that I rent	41.67%	5	41.67%	5	8.33%	1	0.00%	0	8.33%	1	12
I own property that I rent to someone else	20.00%	2	60.00%	6	20.00%	2	0.00%	0	0.00%	0	10



	Provide parking for residents										
	Critically important		High		Medium		Low		Not important		Total
SF 1900-1935	26.41%	61	34.63%	80	28.57%	66	7.36%	17	3.03%	7	
SF 1936-1970	57.89%	11	31.58%	6	5.26%	1	5.26%	1	0.00%	0	19
SF 1971-today	35.14%	13	27.03%	10	21.62%	8	8.11%	3	8.11%	3	37
SF Not sure year	60.00%	3	40.00%	2	0.00%	0	0.00%	0	0.00%	0	5
I live in part of a multi-dwelling that I own	32.97%	30	36.26%	33	17.58%	16	6.59%	6	6.59%	6	91
I live in a dwelling that I rent	41.67%	5	8.33%	1	41.67%	5	8.33%	1	0.00%	0	12
I own property that I rent to someone else	20.00%	2	50.00%	5	20.00%	2	10.00%	1	0.00%	0	10



	Draft zoning regulations specific to Ansley Park										
	Critically important		High		Medium		Low		Not important		Total
SF 1900-1935	37.93%	88	32.76%	76	18.97%	44	3.88%	9	6.47%	15	
SF 1936-1970	50.00%	9	22.22%	4	22.22%	4	5.56%	1	0.00%	0	18
SF 1971-today	35.00%	14	22.50%	9	17.50%	7	12.50%	5	12.50%	5	40
SF Not sure year	66.67%	4	0.00%	0	16.67%	1	0.00%	0	16.67%	1	6
I live in part of a multi-dwelling that I own	35.87%	33	35.87%	33	17.39%	16	6.52%	6	4.35%	4	92
I live in a dwelling that I rent	41.67%	5	25.00%	3	8.33%	1	25.00%	3	0.00%	0	12
I own property that I rent to someone else	20.00%	2	50.00%	5	20.00%	2	0.00%	0	10.00%	1	10

